

the littlest studio



Apron #6101

This cute apron pattern makes a great addition to any collection. Perfect for making a little something for yourself or gift for others!



The Littlest Studio ©2015
www.thelittleststudio.com

The contents of this pattern
(including instructions, photos and illustrations)
are protected by copyright
and belong exclusively to The Littlest Studio.

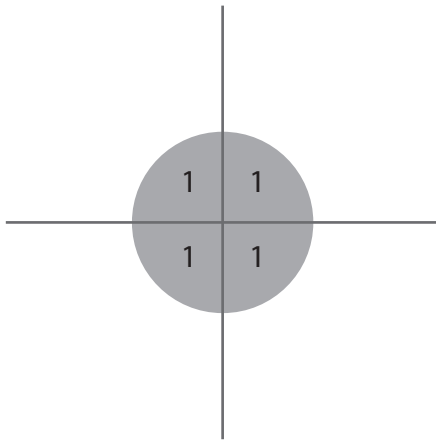
This pattern is for domestic use only.

No part of this pattern
may be reproduced or resold without express permission.



Printing

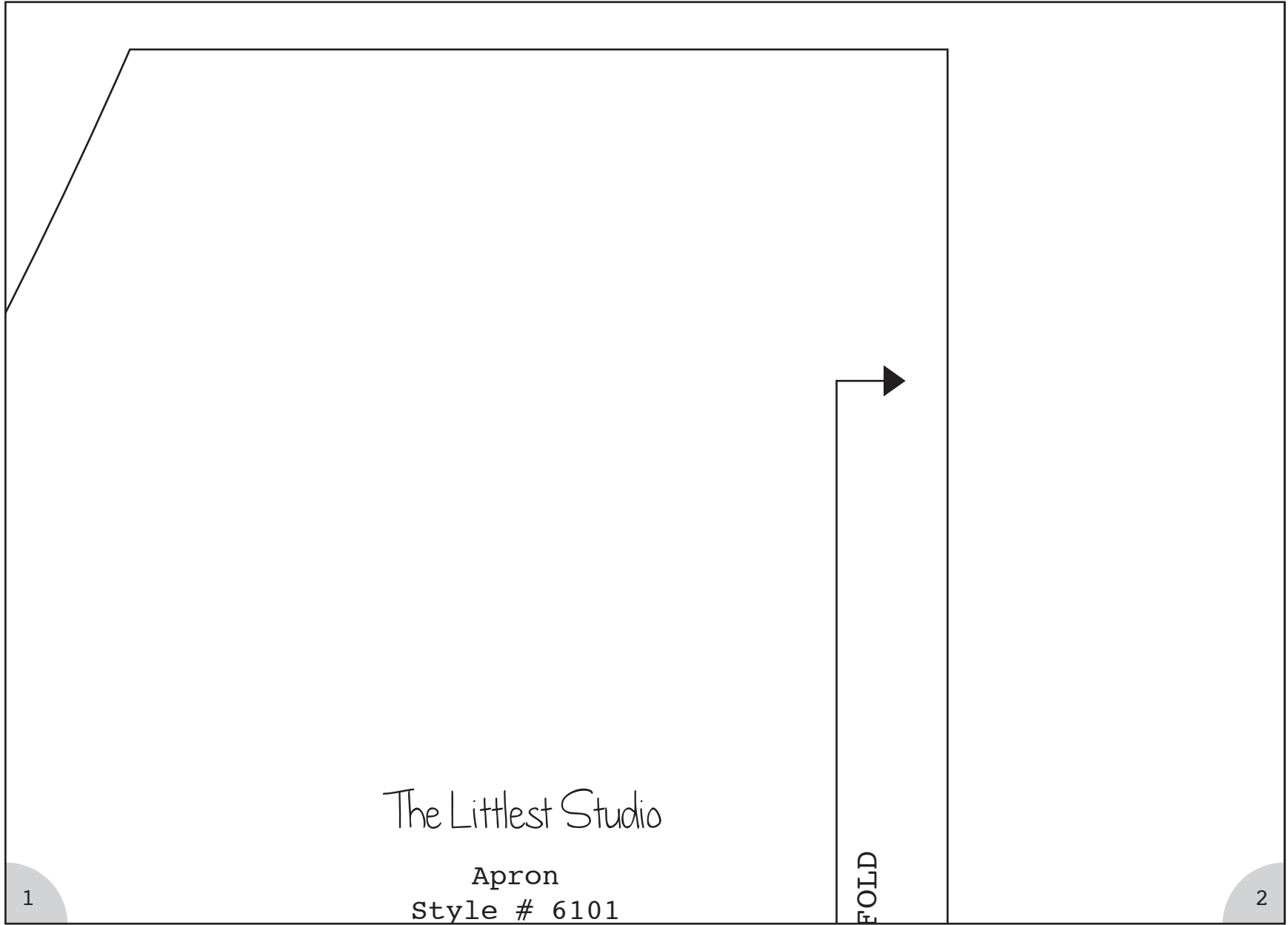
When printing your pattern, make sure that your printer is set to print the “actual size” rather than have it “fit to page”. This will ensure correct sizing. Print off the first page of the pattern and measure the 2”x2” square to double check your printing.



Assembly

After printing all your pattern pieces, match up the numbered circles to assemble your pattern. You will have to trim the paper to the border on some sides to properly tape your pieces into place.

2" x 2"
Print and
Measure
this Square
to
Ensure Proper
Sizing



The Littlest Studio

Apron
Style # 6101
Neck Strap
CUT 2

2

The Littlest Studio © 2015
www.thelittleststudio.com

The contents of this pattern
(including instructions, photos and illustrations)
are protected by copyright
and belong exclusively to The Littlest Studio.


The Littlest Studio

Apron
Style # 6101
Waist Ties
CUT 2

3

The Littlest Studio © 2015
www.thelittleststudio.com

The contents of this pattern
(including instructions, photos and illustrations)
are protected by copyright
and belong exclusively to The Littlest Studio.
This pattern is for domestic use only.
No part of this pattern
may be reproduced or resold.



1


Front
CUT 1 on FOLD

1

The Littlest Studio © 2015
www.thelittleststudio.com

The contents of this pattern
(including instructions, photos and illustrations)
are protected by copyright
and belong exclusively to The Littlest Studio.
This pattern is for domestic use only.
No part of this pattern
may be reproduced or resold.

GRAINLINE PLACE ON FOLD



2

3



4

2

This pattern is for domestic use only.
No part of this pattern
may be reproduced or resold.



GRAINLINE



GRAINLINE

4

3

4

CENTER FRONT


5

6

4



6



The Littlest Studio

Apron
Style # 6101
Pocket
CUT 1 on Fold



4

The Littlest Studio © 2015
www.thelittleststudio.com

The contents of this pattern
(including instructions, photos and illustrations)
are protected by copyright
and belong exclusively to The Littlest Studio.
This pattern is for domestic use only.
No part of this pattern
may be reproduced or resold.

GRAINLINE PLACE ON FOLD





8

